

Preventing School-Based Bullying
by Creating Early Prevention Programme

{ PRotoTYPE }



Project Result 1: Risk Analysis report

Version 1, January 2023

Edited by Open Education Community



Co-funded by the
Erasmus+ Programme
of the European Union

Disclaimer: This project has received funding from the European Union. The content of the report reflects the views only of its author(s). The European Commission is not responsible for any use that may be made of the information contained therein.

Table of Content

Table of figures.....	3
Context	5
Project Result 1: Risk Analysis	5
Responses.....	5
Student perspective.....	6
Demographics.....	6
Student > Teacher bullying.....	7
Conclusion	14
Teacher > Student bullying.....	15
Conclusion	23
Teacher perspective.....	24
Demographics.....	24
Student > Teacher bullying.....	26
Conclusion	31
Teacher > Teacher bullying.....	32
Conclusion	37

Table of figures

Figure 1 what is your age group?	6
Figure 2 What is your gender?	6
Figure 3: Have you ever witnessed a teacher being bullied by a student?	7
Figure 4: With what frequency have you witnessed a teacher being bullied by a student?	7
Figure 5: What type of bullying was it mainly?	8
Figure 6: Student bullying teachers, for me it caused.....	9
Figure 7: Have you ever offended a teacher?	9
Figure 8: With what frequency have you offended a teacher?	10
Figure 9: Have you ever seen a student physically assault a teacher?	10
Figure 10: Have you ever physically assaulted a teacher?	10
Figure 11: Have you witnessed students refusing to do assignments given by a teacher?	11
Figure 12: Have you refused to do assignments given by a teacher?	11
Figure 13: How do you perceive bullying towards teachers by students?	12
Figure 14: Did you report any student > teacher bullying event to the school administration?	12
Figure 15: Was your report of the bullying responded to?	13
Figure 16: To whom do you turn if you witness student > teacher bullying (multiple answers possible)?	13
Figure 17: Have you ever been bullied by a teacher?	15
Figure 18: With that frequency have you been bullied by a teacher?	15
Figure 19: What type of bullying was it mainly?	16
Figure 20: Have you ever witnessed a teacher bullying a student?	16
Figure 21: Have you ever witnessed a teacher being bullied by a student?	17
Figure 22: With what frequency have you witnessed a teacher bullying a student?	17
Figure 23: What type of bullying did you witness mainly?	18
Figure 24: Have you been witnessed a student being physically assaulted by a teacher?	18
Figure 25: Have you been physically assaulted by a teacher?	19
Figure 26: Do you often feel uncomfortable attending a class of a certain teacher?	19
Figure 27: How do you perceive bullying by teachers to students?	20
Figure 28: teachers bullying students, for me it caused... ..	20
Figure 29: Did you report to school administration any bullying event by teachers in which you were the victim?	21
Figure 30: Was your bullying report responded to?	21
Figure 31: To whom do you turn if you are the victim of bullying by teachers (multiple answers possible)?	22
Figure 32: Did you report any event in which another student was the victim of teacher > student bullying to school administration?	22
Figure 33: Was your report responded to?	22
Figure 34: What is your gender?	24
Figure 35: What is your age group?	24
Figure 36: How many years of teaching experience do you have?	25
Figure 37: Have you ever been bullied by a student?	26
Figure 38: With what frequency have you been offended by a student?	26
Figure 39: Have you been physically assaulted by any student?	27
Figure 40: Do you often feel uncomfortable giving classes to a particular class?	27
Figure 41: How do you perceive bullying towards teachers by students?	28

Figure 42: Did you report any bullying event by students in which you were the victim to school administration?	28
Figure 43: Was your reporting responded to?	28
Figure 44: To whom do you turn if you are the victim of bullying by a student (multiple answers possible)?.....	29
Figure 45: Did you report any event in which another colleague was the victim of student-teacher bullying to school administration?	29
Figure 46: Was your report responded to?	30
Figure 47: Have you ever been bullied by a colleague?	32
Figure 48: With what frequency have you been offended by a colleague?	32
Figure 49: Have you been physically assaulted by a colleague?	33
Figure 50: Do you often feel uncomfortable working together with a certain colleague?.....	33
Figure 51: How do you perceive bullying towards teachers by other teachers or school staff?	34
Figure 52: Did you report any bullying event by colleagues in which you were the victim to school administration?	34
Figure 53: Was your report responded to?	35
Figure 54: To whom do you turn if you are the victim of bullying by colleagues (multiple answers possible)?.....	35
Figure 55: Did you report any event in which another colleague was the victim of teacher > teacher bullying to school administration?	36
Figure 56: Was your report responded to?	36

Context

PRoToTYPe project wants to address bullying in schools, specifically the bullying by school staff towards students and by students toward the school staff. This school-based bullying can lead to negative psychological, physical and academic results and has an overall negative impact on the school. Even though, it is occurring in many schools across Europe, limited projects and research has been conducted in this field. The objectives of this project are:

“learning the solutions applied in different countries and to discover the skills and key skills of the partners who are experiencing the same problem, to strengthen the teaching skills of school administrators and teachers to prevent violence, to ensure that the students who have suffered the violence are recruited to adopt common values, to ensure gender inequalities and disadvantaged groups end up with their problems by implementing integrated approaches”.

Several Project Results were developed, to achieve the objectives mentioned above:

1. *Risk Analysis;*
2. *Factor Analysis (exploratory factor analysis) and Needs Analysis;*
3. *School-Based Prevention Program;*
4. *Computer game;*
5. *Guidance Material.*

Project Result 1: Risk Analysis

Project result 1 will focus on collecting data on school-bullying, as not many data is available on this type of bullying yet. Many research and data collection has been focused on peer and cyberbullying, whereas school-bullying has been increasing recently. This project result will determine students and school staff who are under the risk of bullying. To identify these persons, two separate questionnaires were developed and distributed. One questionnaire focused on the student perspective: student > teacher bullying and teacher > student bullying. The other questionnaire focused on the teacher perspective: student > teacher bullying and teacher > teacher bullying. Furthermore, the risk analysis will also consist of assessment scales for each questionnaire and one final assessment scale.

Responses

Two questionnaires were distributed in English to schools in Italy, Turkey and Poland. One questionnaire was catered towards students, the other towards teachers. At least 50 teacher and 50 student responses from each school were expected. A total of 1189 students filled in the student questionnaire and 72 teachers have responded to the teacher questionnaire.

Student perspective

Demographics

Firstly, questions regarding the age and gender of the respondents were asked. Figure 1 presents that most of the respondents were aged between 16 and 17 years old. The second largest group of respondents was 14 to 15 years old. Figure 2 shows that most respondents are male (58,2%), followed by 37,5% female respondents.

What is your age group?

1.189 antwoorden

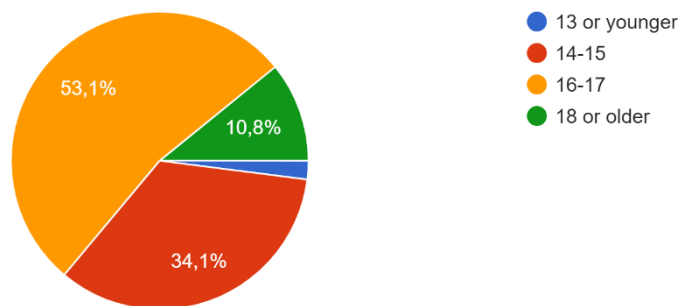


Figure 1 what is your age group?

What is your gender?

1.189 antwoorden

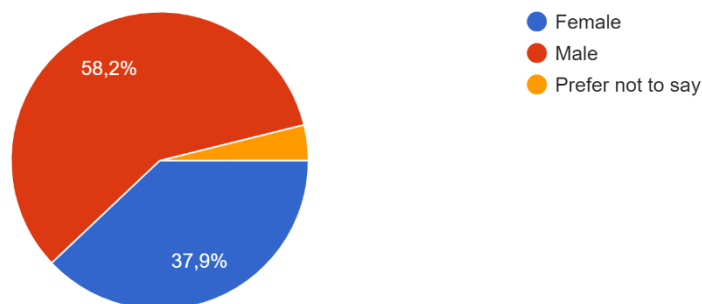


Figure 2 What is your gender?

Student > Teacher bullying

The first part of the questionnaire presents the student perspective on **students bullying teachers**.

The first question: "Have you ever witnessed a teacher being bullied by a student?" received a no by 77% of the total of 1.189 respondents. 23% of the respondents has witnessed a student bullying a teacher.

Have you ever witnessed a teacher being bullied by a student?

1.189 antwoorden

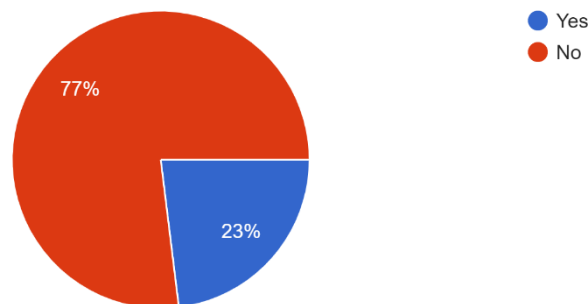


Figure 3: Have you ever witnessed a teacher being bullied by a student?

This was followed by the question how often the respondents witnessed a teacher being bullied. Of the 274 who have witnessed a student bullying a teacher, 54% has witnessed this once. 8,4% of respondents sees this happening on a daily basis.

With that frequency have you witnessed a teacher being bullied by a student?

274 antwoorden

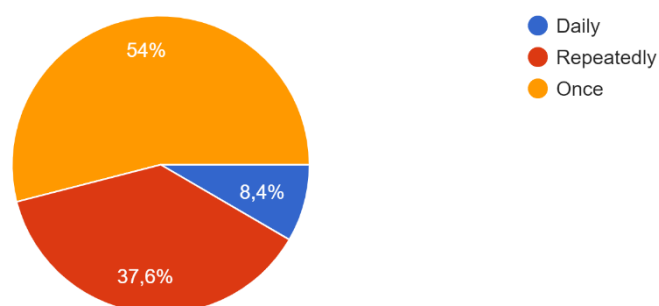


Figure 4: With what frequency have you witnessed a teacher being bullied by a student?

Thirdly, the question: “*What type of bullying was it mainly?*” was asked to the 274 respondents who witnessed this type of bullying. The majority of the respondents witnessed face-to-face mental abuse, secondly, 18,6% witnessed face-to-face physical abuse. Figure 5 shows that online abuse (cyber bullying) was witnessed less than face-to-face bullying.

What type of bullying was it mainly?

274 antwoorden

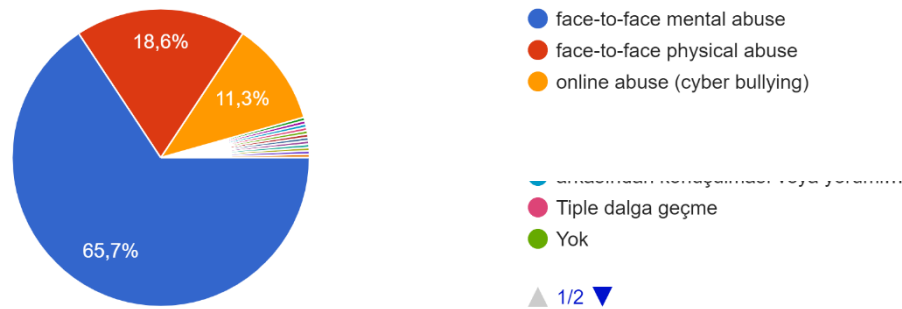


Figure 5: What type of bullying was it mainly?

Figure 6 shows the answers to the statement: “*Student bullying teachers, for me it caused...*”. Several statements were given to the respondents, all statements received mostly “*not at all*”. Especially when looking at three statements in particular: “*a disrupted quality of life*”; “*to lose my passion to attend school*” and “*me to think of transferring to another school*”, which all received over a hundred responses of “*not at all*”.

The figure does present that some people feel that it slightly disrupts their classes at school, decreases their expectations from other students, decreases their expectations from school counselor and administration and an increased motivation to find a solution to the problem. For these statements, more agreeing responses were received. Especially for “*an increased motivation to find solutions to the problem*” more than 50 respondents answered with “*to a degree*”.

Students bullying teachers, for me it caused....

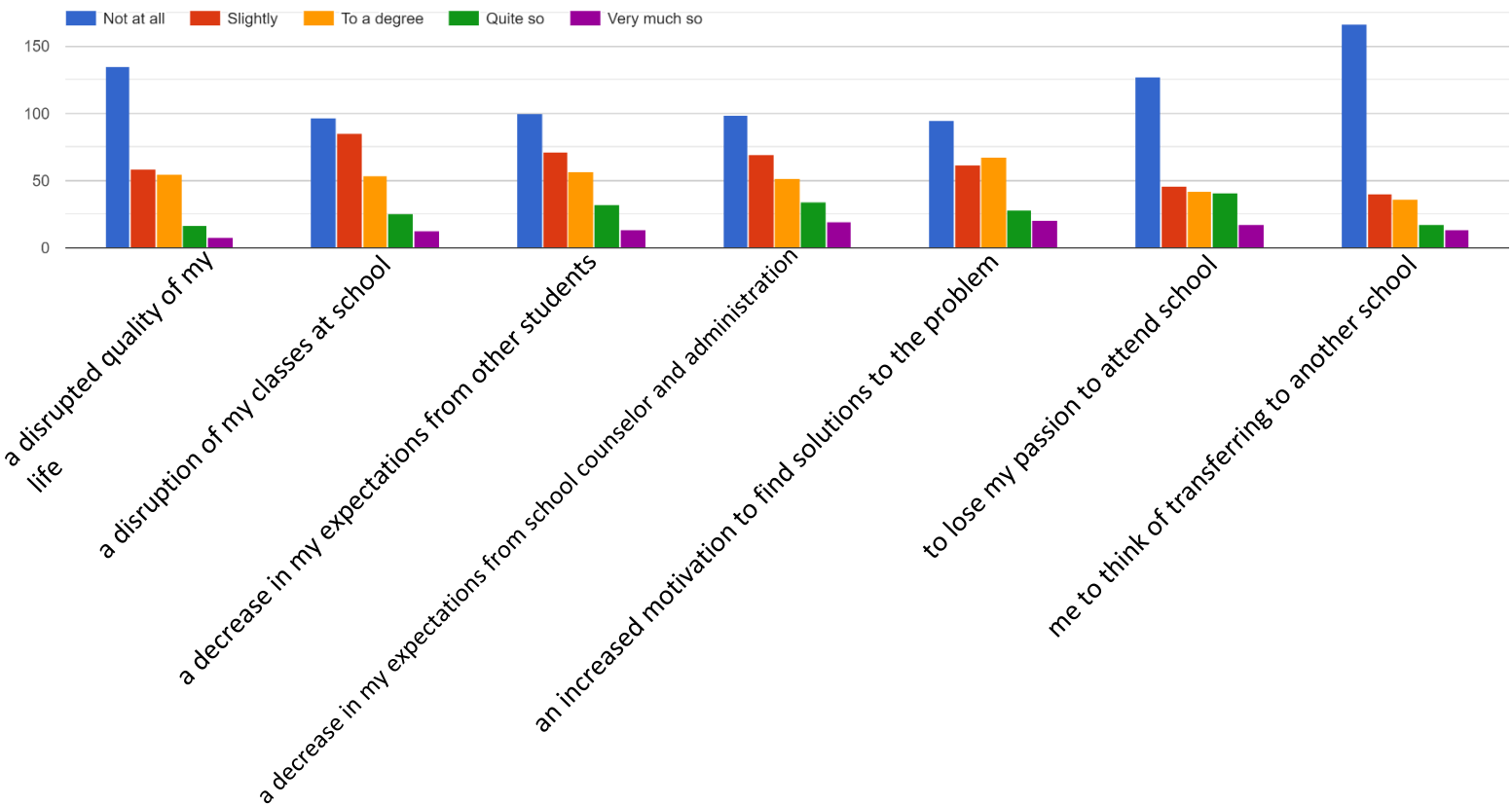


Figure 6: Student bullying teachers, for me it caused....

The following question concentrates on students who have offended a teacher themselves. 90,1% of 1.189 respondents has not offended a teacher, whilst 9,9% of the respondents has offended a teacher.

Have you ever offended a teacher?

1.189 antwoorden

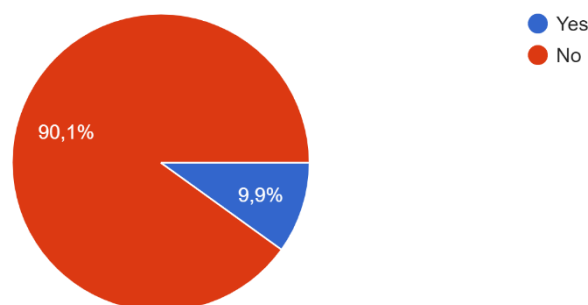


Figure 7: Have you ever offended a teacher?

Figure 8 shows that of 118 respondents who have offended a teacher, 59,3% have done this once. 27,1% of respondents have done this repeatedly and 13,6% is doing it daily.

With what frequency have you offended a teacher?

118 antwoorden

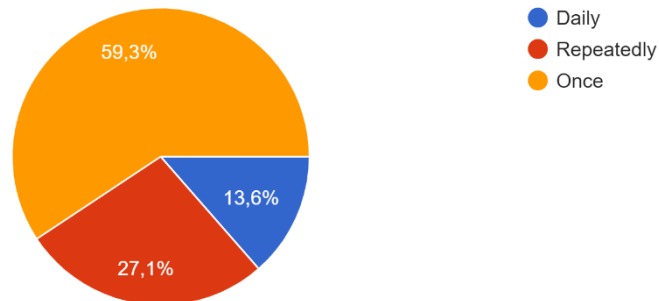


Figure 8: With what frequency have you offended a teacher?

The following questions asks the respondents about physically assaulting a teacher. As can be seen in figure 9, of the 118 respondents 18,6% has witnessed a student physically assault a teacher and 13,6% has physically assaulted a teacher themselves.

Have you ever seen a student physically assault a teacher?

118 antwoorden

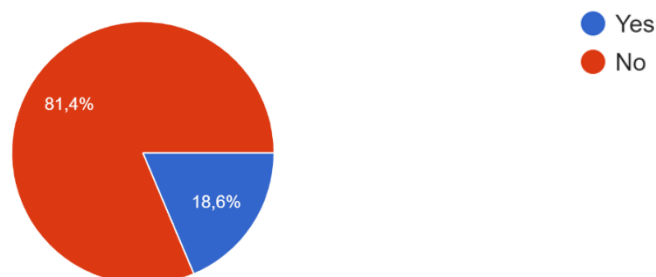


Figure 9: Have you ever seen a student physically assault a teacher?

Have you ever physically assaulted a teacher?

118 antwoorden

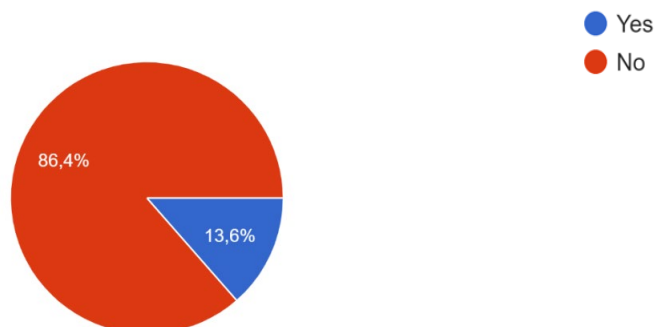


Figure 10: Have you ever physically assaulted a teacher?

Figure 11 shows divided answers to the question: *“Have you witnessed students refusing to do assignments given by a teacher?”*. Of the 16 respondents, 31,3% give the answers *“never”*, *“rarely”* and *“sometimes”*.

Have you witnessed students refusing to do assignments given by a teacher?

16 antwoorden

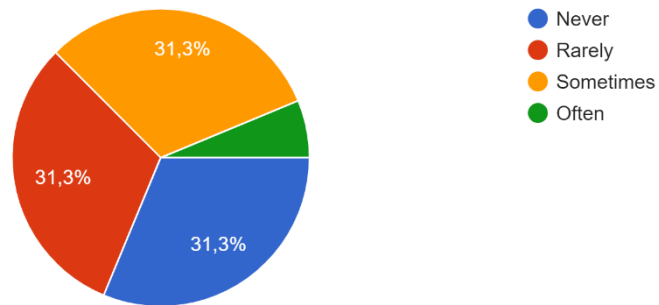


Figure 11: Have you witnessed students refusing to do assignments given by a teacher?

The next question tries to identify if the respondents have refused an assignment from a teacher themselves. Again, the answers are divided. 43,8% of the 16 respondents never refused an assignment from a teacher. 18,8% *rarely* refuses an assignment, 25% *sometimes* refuses an assignment and 12,5% *often* refuses an assignment. This is more than the 6,1% of respondents who have witnessed this happening often.

Have you refused to do assignments given by a teacher?

16 antwoorden

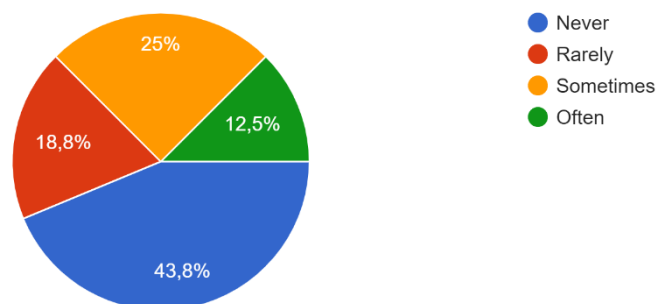


Figure 12: Have you refused to do assignments given by a teacher?

"How do you perceive bullying towards teachers by students?" was asked to the respondents. 18,8% of the 16 respondents do not consider it as a problem. Also, 18,8% do consider it a very serious problem with a feeling that it is impossible to overcome. 37,5% feel worried about some bullying acts and 25% think it is a serious problem, but manageable by the teachers.

How do you perceive bullying towards teachers by students?

16 antwoorden

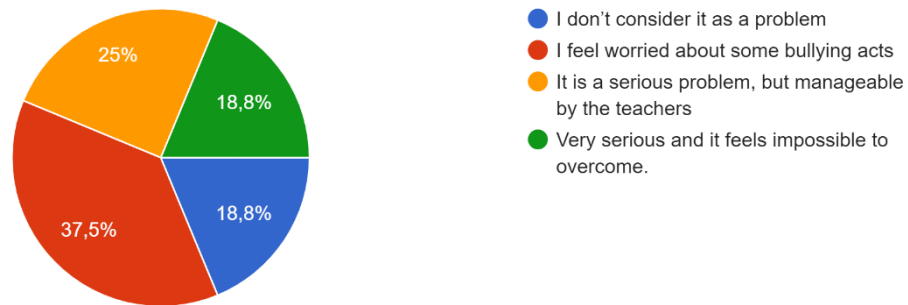


Figure 13: How do you perceive bullying towards teachers by students?

Figures 14 & 15 presented below, show that 68,8% of 16 respondents have reported a bullying event to the school administration. Of the 11 respondents who have reported a bullying event, only 54,5% received a response to their report.

Did you report any student -> teacher bullying event to the school administration?

16 antwoorden

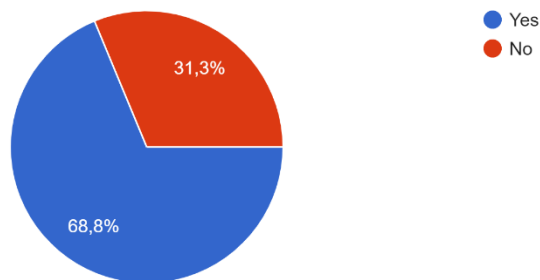


Figure 14: Did you report any student > teacher bullying event to the school administration?

Was your report of the bullying responded to?

11 antwoorden

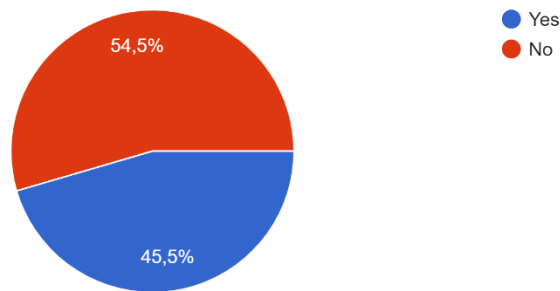


Figure 15: Was your report of the bullying responded to?

The last question regarding students bullying teachers presents who they turn to if they witness a student bullying a teacher. Of the 16 respondents, 62,5% would turn to their friends, followed by class mates (56,3%) and family (50%). It also shows that 43,8% would turn to the victimized teacher and/or school administration.

To whom do you turn if you witness student->teacher bullying (multiple answers possible)?

16 antwoorden

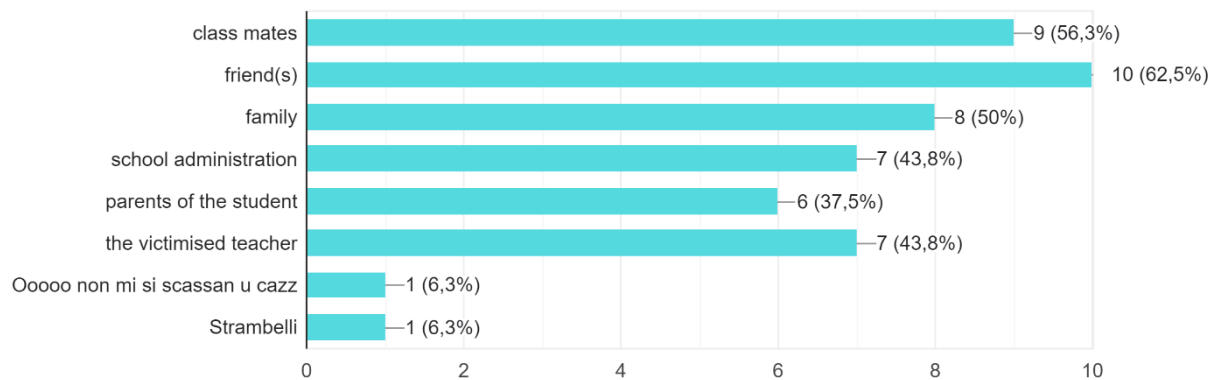


Figure 16: To whom do you turn if you witness student > teacher bullying (multiple answers possible)?

Conclusion

To conclude, the first part of the questionnaire for students was focused on **students bullying teachers**. Several questions regarding this topic were asked to the student respondents, concerning if they witnessed this type of bullying happening or if they themselves took part in it.

The first questions identified the group of respondents that witnessed students bullying teachers. Of the total of 1.189 respondents, 23% witnessed a student bullying a teacher. 54% of 274 respondents witnessed this happening once and 8,4% witnesses this on a daily basis. The type of bullying that was mentioned by 65,7% of the 274 respondents, was face-to-face mental abuse, 18,6% mention face-to-face physical abuse. 31,3% of 16 respondents has rarely and sometimes (31,3%) witnessed another student refusing an assignment from a teacher. This type of bullying caused some respondents to feel that it slightly disrupts their classes school, decreases their expectations from school counselor and administration and an increased motivation to find a solution to the problem. However, for many student respondents it doesn't cause anything at all.

Furthermore, questions were asked regarding respondents participating in bullying a teacher. This shows that 9,9% of 1.189 respondents has offended a teacher. 59,3% of 118 respondents has offended a teacher once, 27,1% does it repeatedly and 13,6% does this daily. Of the 118 respondents, 13,6% has physically assaulted a teacher.

The next question presented how the respondents perceived this type of bullying. Answers to this question were divided. Of the 16 respondents, 37,5% felt worried about some bullying acts and secondly, 25% thinks it is a serious but manageable problem. Lastly, questions regarding reporting a bullying event were presented. This showed that 68,8% of 16 respondents reported a bullying event and 45,5% of them received a response. 62,5% of 16 respondents would turn to their friends, secondly to classmates and thirdly, to family in the case of witnessing a student bullying a teacher.

Teacher > Student bullying

The following questions focus on **teachers bullying students** from the student perspective.

Firstly, the questions try to identify if the respondents have been bullied by a teacher and in what frequency they have been bullied. Figure 17 shows that 19,4% of 1.189 respondents has experienced this type of bullying. Furthermore, figure 18 shows that of 231 respondents who have experienced this, 45,5% have been bullied once, 44,6% are bullied repeatedly and 10% are bullied daily.

Have you ever been bullied by a teacher?

1.189 antwoorden

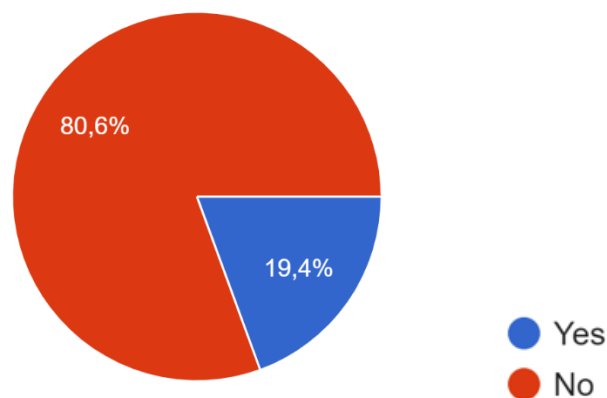


Figure 17: Have you ever been bullied by a teacher?

With that frequency have you been bullied by a teacher?

231 antwoorden

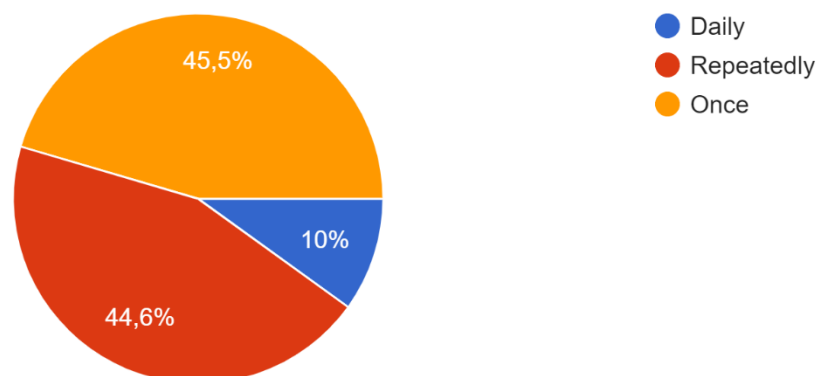


Figure 18: With that frequency have you been bullied by a teacher?

The following question tries to identify the type of bullying. Figure 19 presents that of 231 respondents 73,2% experienced face-to-face mental abuse. Secondly, 17,7% has suffered face-to-face physical abuse.

What type of bullying was it mainly?

231 antwoorden

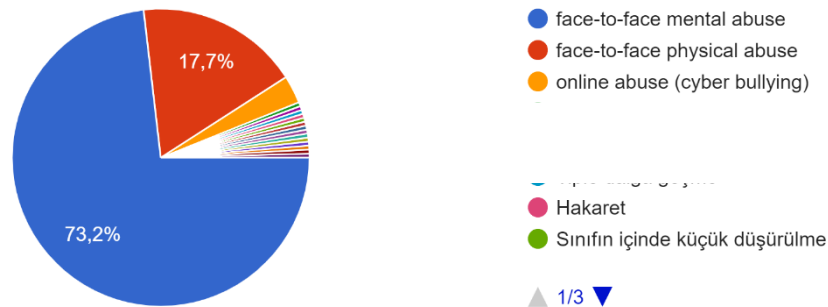


Figure 19: What type of bullying was it mainly?

Next, the questions illustrates who of the respondents have witnessed this type of bullying, instead of experienced it. The question: "Have you ever witnessed a teacher bullying a student?" received no as an answer from 70,7% of 1.189 respondents. 29,3% of respondents did witness a teacher bullying a student.

Have you ever witnessed a teacher bullying a student?

1.189 antwoorden

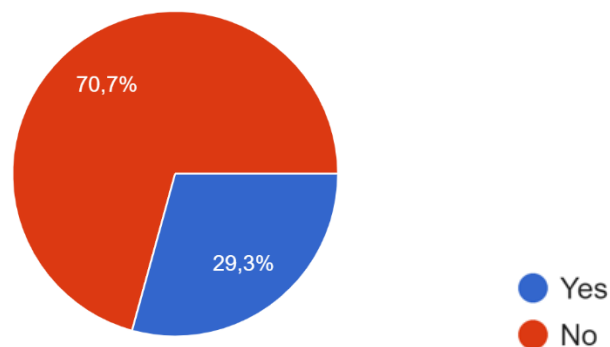


Figure 20: Have you ever witnessed a teacher bullying a student?

When looking at figure 21, it can be seen that 77% of 1.189 respondents did not witness a teacher being bullied by a student. 23% of respondents did witness this, which is slightly less than witnessing a teacher bullying a student.

Have you ever witnessed a teacher being bullied by a student?

1.189 antwoorden

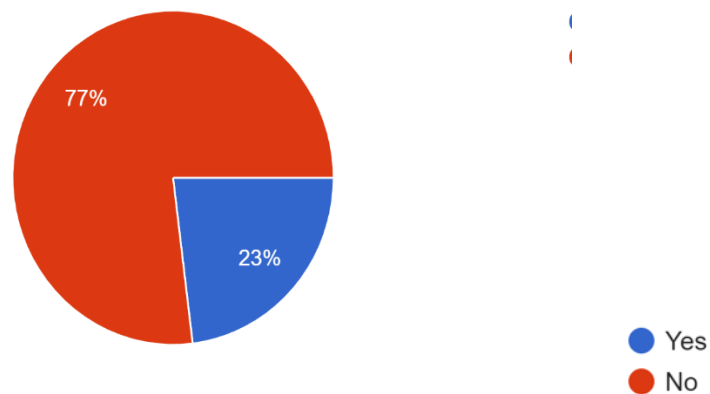


Figure 21: Have you ever witnessed a teacher being bullied by a student?

When looking at the frequency that a student witnessed a teacher bullying a student, figure 22 shows that 47,7% of 348 respondents witnessed this repeatedly and 45,4% of 348 respondents witnessed it only once.

With that frequency have you witnessed a teacher bullying a student?

348 antwoorden

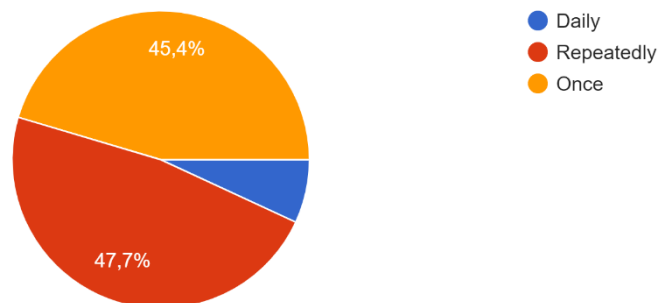


Figure 22: With what frequency have you witnessed a teacher bullying a student?

The following question identifies the type of bullying the student respondents witnessed. Figure 23 shows that 71,2% of 347 respondents witnessed face-to-face mental abuse and 20,7% witnessed face-to-face physical abuse. There is a slight difference when comparing this to “figure 19: What type of bullying was it mainly?”, which was focused on the type of bullying the student respondent experienced themselves. This shows that of 231 respondents 73,2% experienced face-to-face mental abuse and 17,7% has suffered face-to-face physical abuse.

What type of bullying was it mainly?

347 antwoorden

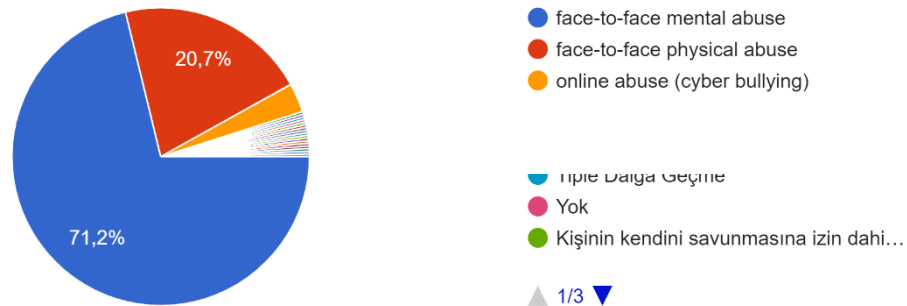


Figure 23: What type of bullying did you witness mainly?

The following questions try to identify the students who experienced or witnessed physical assault by a teacher. As can be seen in figure 24, 12,9% of 1.189 respondents have witnessed a student being physically assaulted by a teacher. When asking if the student has experienced being assaulted by a teacher themselves, 5,8% of 1.189 respondents answered yes.

Have you been witnessed a student being physically assaulted by a teacher?

1.189 antwoorden

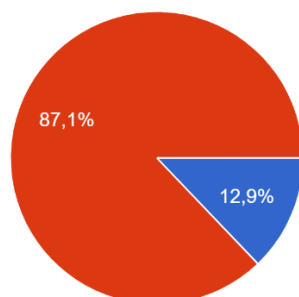


Figure 24: Have you been witnessed a student being physically assaulted by a teacher?

Have you been physically assaulted by a teacher?

1.188 antwoorden

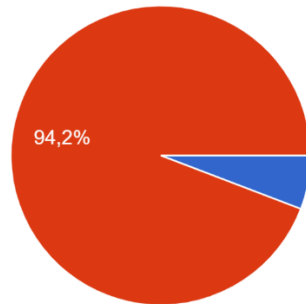


Figure 25: Have you been physically assaulted by a teacher?

The question: *“Do you often feel uncomfortable attending a class of a certain teacher?”* was answered yes by 36,7% of 1.189 respondents. This is higher than the students who have been bullied by a teacher (which was 19,4% of 1.189 respondents, figure 17) and higher than the students who have witnessed a teacher bullying a student (which was 29,3% of 1.189 respondents, figure 20).

Do you often feel uncomfortable attending a class of a certain teacher?

1.189 antwoorden

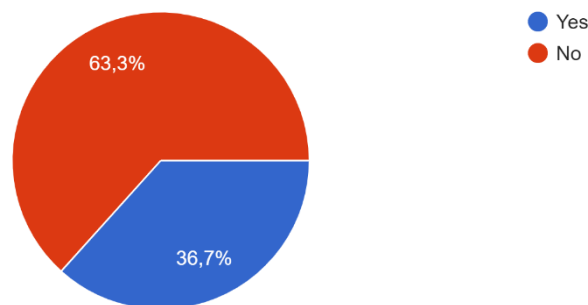


Figure 26: Do you often feel uncomfortable attending a class of a certain teacher?

The next question: *“How do you perceive bullying by teachers to students?”* was asked to the respondents. The answer to the question differed, with 46,5% of 1.189 respondents who do not consider it as a problem at their school. Figure 27 also shows that 25,9% of 1.189 respondents think it is a serious problem, but manageable, followed by 20,4% who feel worried about some bullying acts.

How do you perceive bullying by teachers to students?

1.189 antwoorden

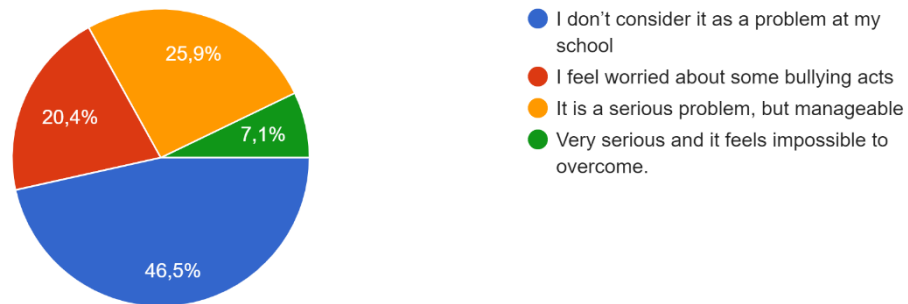


Figure 27: How do you perceive bullying by teachers to students?

The following table illustrates some consequences of teachers bullying students and asks the respondents to scale these consequences. As the table displays, most respondents do not at all feel that these consequence apply to them. However, a group of respondents does feel that it slightly or to a degree applies to them. Especially, as it causes a disruption of their classes at school.

Teachers bullying students, for me it caused....

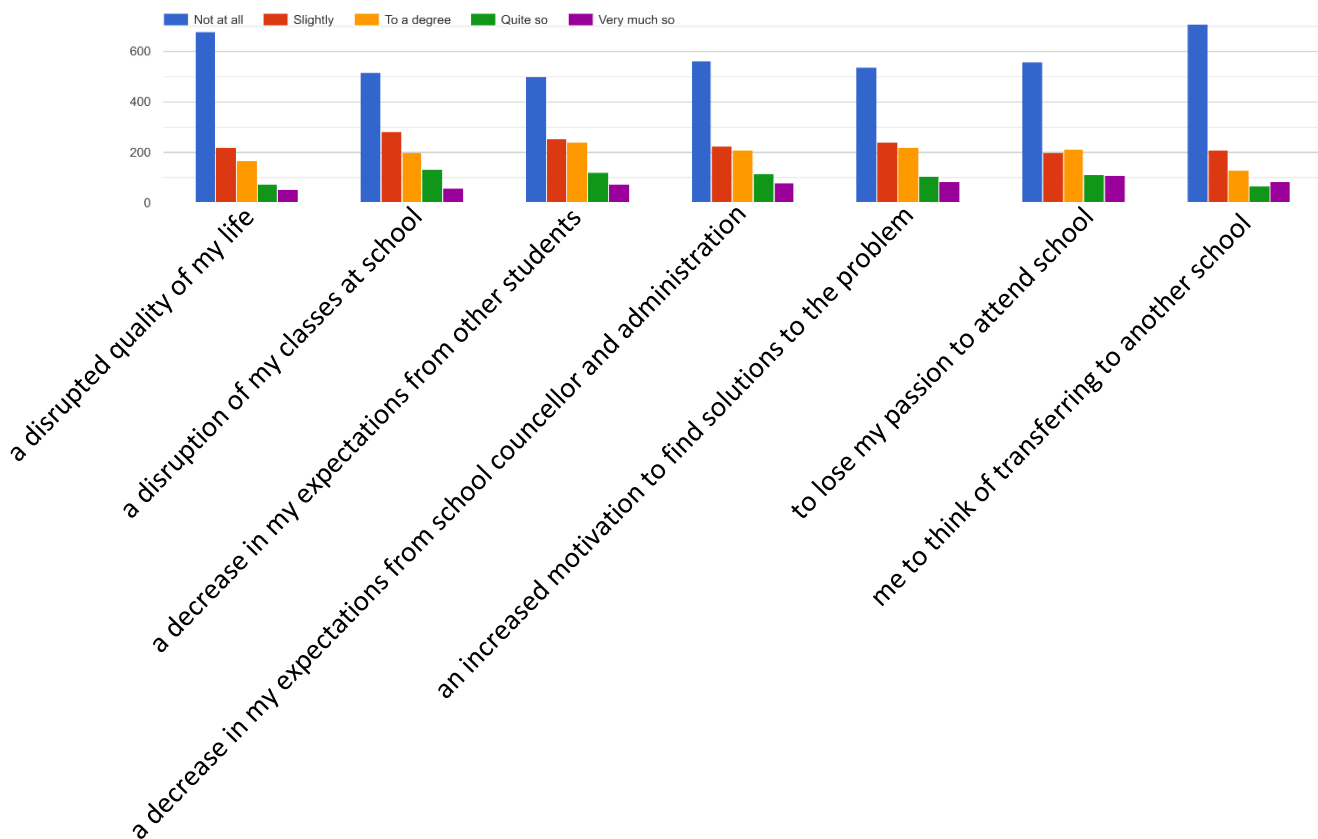


Figure 28: teachers bullying students, for me it caused...

The next questions try to identify if respondents have reported a bullying event where they were the victim and if they received a response. Figure 29 shows that 9,3% of 1.189 respondents have reported a bullying event by teachers where they were the victim. Of these reports, 53,6% of 110 respondents received a response. 46,4% did not receive a response on their report.

Did you report to school administration any bullying event by teachers in which you were the victim?

1.189 antwoorden

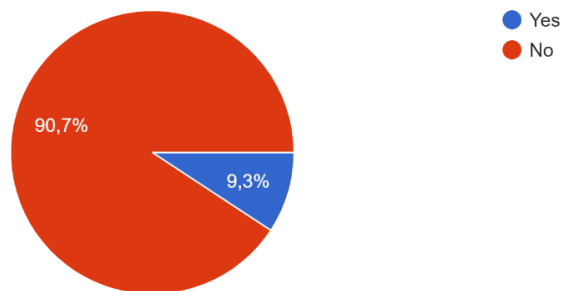


Figure 29: Did you report to school administration any bullying event by teachers in which you were the victim?

Was your bullying report responded to?

110 antwoorden

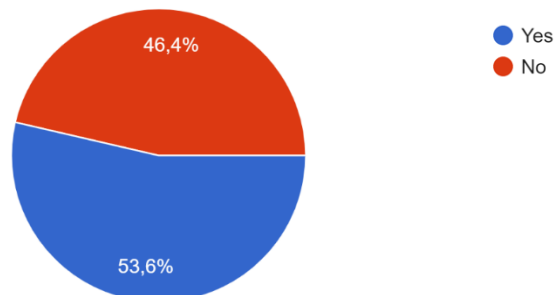


Figure 30: Was your bullying report responded to?

Figure 31 shows that most respondents turned or would turn to family when they are the victim of being bullied by a teacher. Secondly, they would turn to friends. 39,2% of the 1.189 respondents would turn to the school administration, 21,7% would turn to other teachers and 11,2% would turn to the teacher him/herself.

To whom do you turn if you are the victim of bullying by teachers (multiple answers possible)? [Kopiëren](#)

1.189 antwoorden

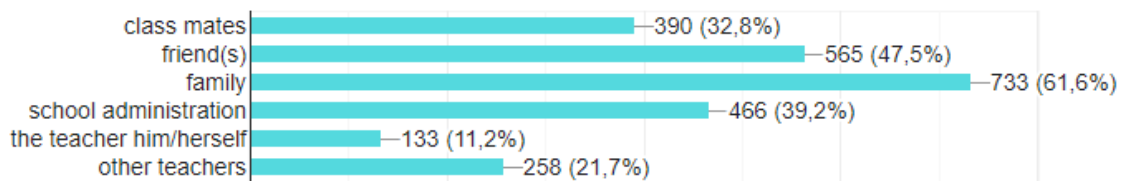


Figure 31: To whom do you turn if you are the victim of bullying by teachers (multiple answers possible)?

11,4% of 1.189 respondents has reported an event in which another student was the victim of bullying by a teacher. 62,1% of 132 respondents received a response on their report, whereas 37,9% did not receive a response. Comparing this to figure 30, it can be seen that reports of another student being the victim of bullying by a teacher has received more response than reporting a bullying event in which the students was a victim him/herself.

Did you report any event in which another student was the victim of teacher->student bullying to school administration?

1.189 antwoorden

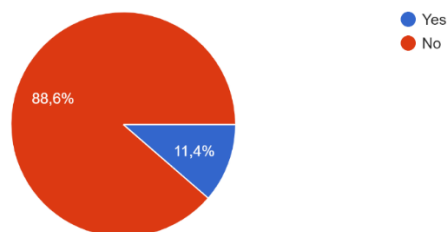


Figure 32: Did you report any event in which another student was the victim of teacher > student bullying to school administration?

Was your report responded to?

132 antwoorden

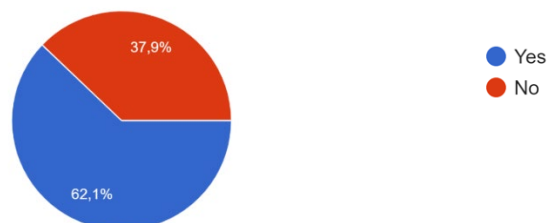


Figure 33: Was your report responded to?

Conclusion

In conclusion, this part of the report focused on **teachers bullying students** from the student perspective. The questions were, similarly to the previous chapter, focused on respondents witnessing this type of bullying and respondents who were a victim of this type of bullying.

To begin with questions regarding being bullied by a teacher. This shows that 19,4% of 1.189 respondents have been bullied by a teacher. 45,5% of 231 respondents have been bullied once, 44,6% repeatedly and 10% are bullied daily. Most respondents, 73,2% of 231 students, has experienced face-to-face mental abuse and 17,7% has experienced face-to-face physical abuse. 9,3% of 1.189 respondents has reported this bullying event to the school administration, 53,6% received a response on their report. In the case of experiencing this type of bullying, respondents would firstly, turn to family and secondly to friends.

Secondly, of the 1.189 respondents, 29,3% has witnessed another student being bullied by a teacher. This is more than the 23% of 1.189 respondents who witnessed a teacher being bullied by a student (figure 3), as well as respondents who have been bullied by a teacher themselves (19,4%). The frequency of a student witnessing another student being bullied was divided. 47,7% of 348 respondents witnessed this repeatedly, whilst 45,4% witnessed it only once. 71,2% of 347 respondents witnessed face-to-face mental abuse, 20,7% witnessed face-to-face physical abuse. 11,4% of 1.189 respondents has reported an event in which another student was the victim of being bullied by a teacher. More than half, 62,1%, received a response on their report.

Then, questions regarding physical abuse were presented. This showed that 12,9% of 1.189 respondents have witnessed this taking place, whereas 5,8% of respondents has experienced this themselves. When asking if respondents feel uncomfortable attending a class of a certain teacher, 36,7% of 1.189 respondents agree. This is higher than the student respondents who have been bullied by a teacher (19,4% of 1.189) or who have witnessed a teacher bullying a student (29,3% of 1.189 respondents).

Even though a part of the respondents feel uncomfortable attending a class of a certain teacher, a part has been bullied or witnessed this, almost half of the respondents (46,5% of 1.189 respondents) do not consider it as a problem at their school. Moreover, many respondents also feel that the presented consequences in figure 28 do not cause them anything at all. Some slightly or to a degree experience some consequences, such as a disruption of their classes at school.

Teacher perspective

In the following chapter the results of the questionnaire addressed to teachers will be presented. The teacher questionnaire was divided in two sections, student > teacher bullying and teacher > teacher bullying. Firstly, the demographics of the respondents are presented.

Demographics

As can be seen in the figures below, 70,5% of 72 respondents are female teachers and 27,8% is male. The age group of the respondents differs, with the biggest group of respondents being between 40 and 55 (37,5%), the second largest group is 56 years or older (31,9%) and 26,4% is between 25 and 39 years old.

What is your gender?

72 antwoorden

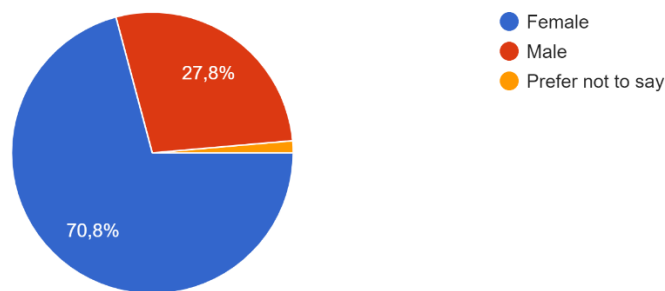


Figure 34: What is your gender?

What is your age group?

72 antwoorden

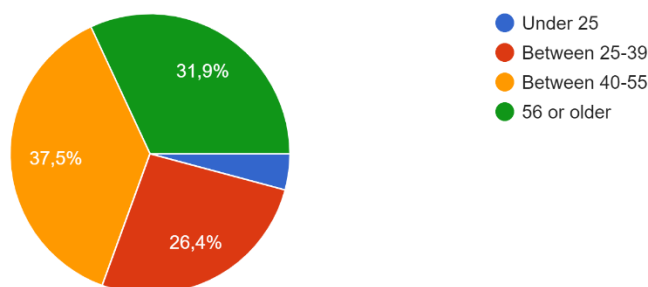


Figure 35: What is your age group?

Also the teaching experience of the respondents differs. 38,9% of 72 respondents have over 20 years of teaching experience, 22,2% have between 5 and 10 years of experience, 20,8% have between 11 and 20 years of experience and 18,1% have less than 5 years of experience.

How many years of teaching experience do you have?

72 antwoorden

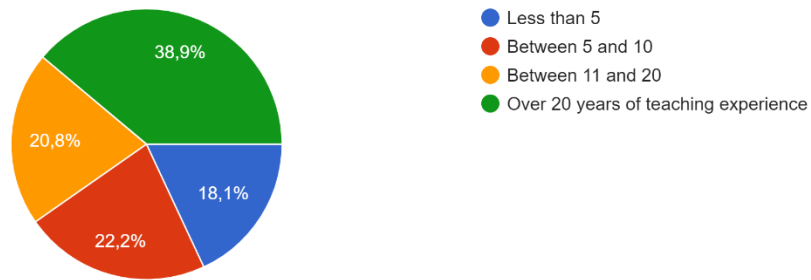


Figure 36: How many years of teaching experience do you have?

Student > Teacher bullying

The respondents were asked question concerning **students bullying teachers**. Starting with the question if they have ever been bullied by a student. Figure 37 shows that 15,3% of 72 respondents have been bullied by a student before.

Have you ever been bullied by a student?

72 antwoorden

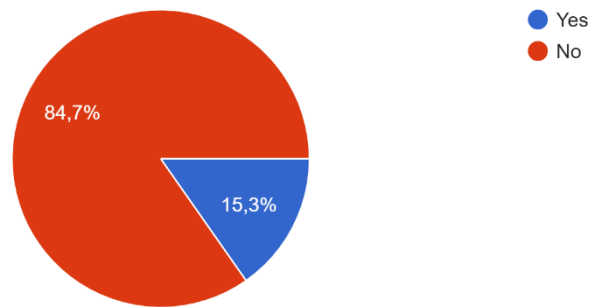


Figure 37: Have you ever been bullied by a student?

This was followed by the question: "With what frequency have you been offended by a student?". Half of the respondents have been offended once. However, 27,3% of 11 respondents have been offended repeatedly and 18,2% are offended on a daily basis.

With that frequency have you been offended by a student?

11 antwoorden

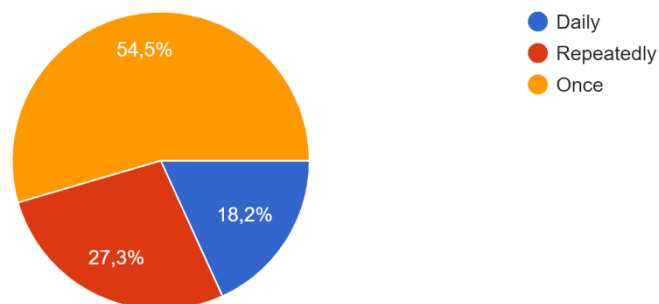


Figure 38: With what frequency have you been offended by a student?

Figure 39 shows that 98,6% of 72 respondents have never been physically assaulted by any student. 1,4% of 72 respondents have been physically assaulted.

Have you been physically assaulted by any student?

72 antwoorden

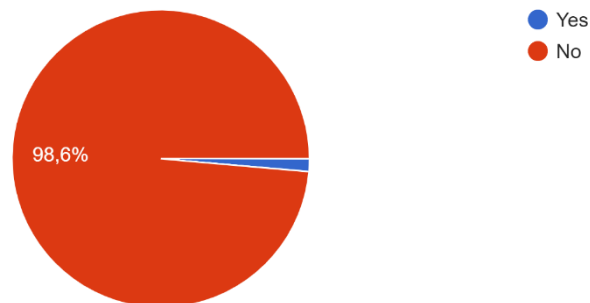


Figure 39: Have you been physically assaulted by any student?

When asking if the respondents often feel uncomfortable giving classes to a particular class, 12,5% of 72 respondents answered yes. When looking at this from the student perspective, 36,7% of 1.189 respondents felt uncomfortable attending a class of a certain teacher (figure 27).

Do you often feel uncomfortable giving classes to a particular class?

72 antwoorden

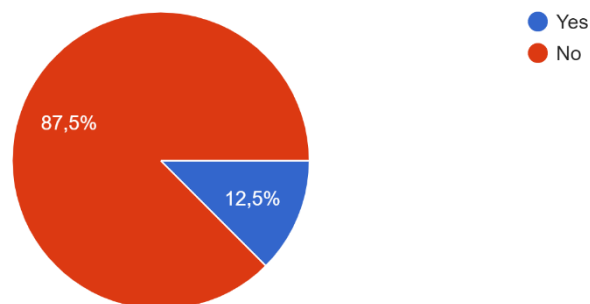


Figure 40: Do you often feel uncomfortable giving classes to a particular class?

Next the question: “How do you perceive bullying towards teachers by students?” is presented. 43,1% of 72 respondents sees this as a serious problem, but still manageable. 33,3% feels worried about some bullying acts. Only 16,7% don’t consider it as a problem. Comparing this to the student perspective on teachers being bullied by students, it shows that 25% of 16 student respondents consider it as a serious, but manageable problem and 18,8% do not consider it a problem.

How do you perceive bullying towards teachers by students?
72 antwoorden

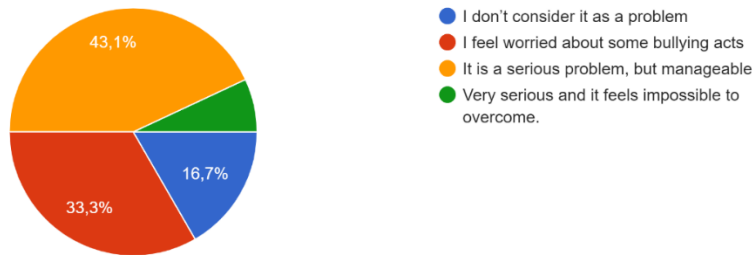


Figure 41: How do you perceive bullying towards teachers by students?

The following questions are focused on reporting a bullying event and the response rate. Figure 42 presents that 13,9% of 72 respondents reported a bullying event in which they were the victim themselves. 60% of these reports received a response.

Did you report any bullying event by students in which you were the victim to school administration?
72 antwoorden

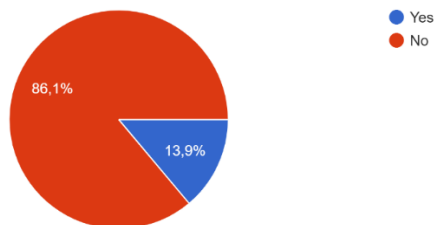


Figure 42: Did you report any bullying event by students in which you were the victim to school administration?

Was your reporting responded to?
10 antwoorden

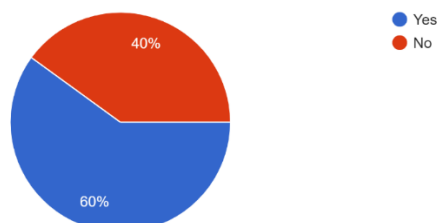


Figure 43: Was your reporting responded to?

Figure 44 presents to whom the respondents would turn if they are the victim of bullying by a student. According to this figure, 60% of 10 respondents would turn to the school administration and as well as 60% who would turn to the parents of the student. Secondly, 40% would turn to friends and thirdly, 30% of respondents would turn to colleagues and family.

To whom do you turn if you are the victim of bullying by a student (multiple answers possible)?

10 antwoorden

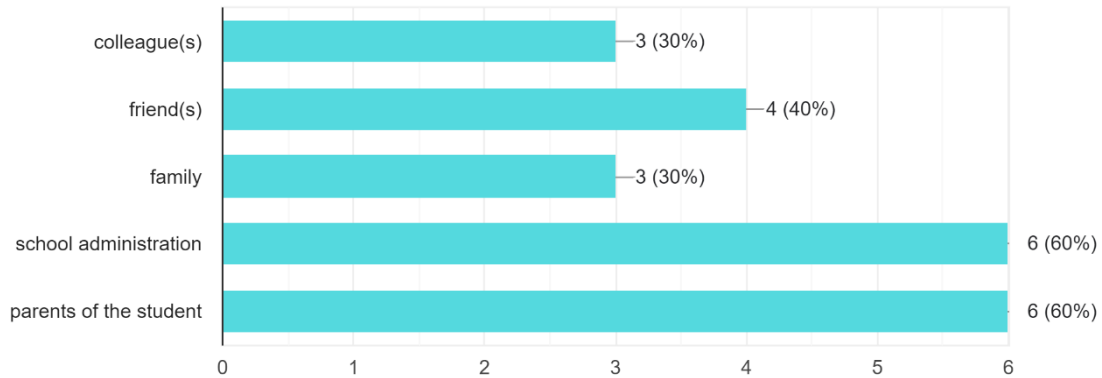


Figure 44: To whom do you turn if you are the victim of bullying by a student (multiple answers possible)?

The next questions are about reporting a bullying event in which another colleague was the victim. The answers regarding this question are equally divided, 50% of 10 respondents did report an event in which a colleague was the victim of student-teacher bullying, the other 50% did report this.

Did you report any event in which another colleague was the victim of student-teacher bullying to school administration?

10 antwoorden

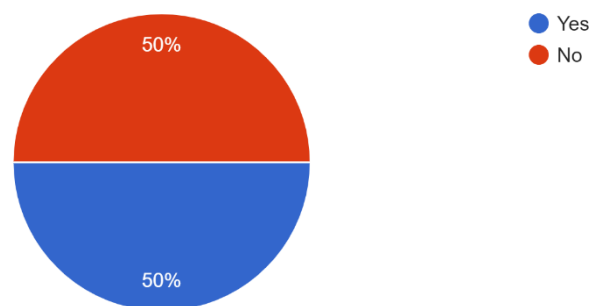


Figure 45: Did you report any event in which another colleague was the victim of student-teacher bullying to school administration?

Figure 46 shows that all the reported events where colleagues were bullied by students received a response. In the case of teachers reporting being bullied by a student themselves, 60% of 10 respondents received a response.

Was your report responded to?

5 antwoorden

● Yes
● No

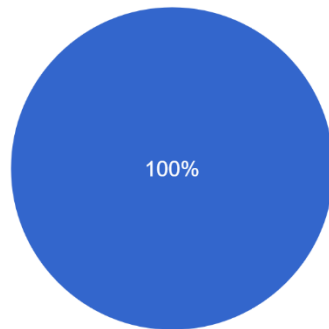


Figure 46: Was your report responded to?

Conclusion

In conclusion, this chapter addressed the teacher perspective of bullying in school, specifically **teachers being bullied by students**. In the same manner as the previous chapters, questions about being the victim of bullying, reporting a bullying event and other relevant topics were asked to the respondents.

To begin with the question if the respondents have been bullied by a student, 15,3% of 72 respondents answered yes. 27,3% of 11 respondents have been offended repeatedly and 18,2% are offended on a daily basis. 1,4% of 72 respondents have been physically assaulted by a student. 60% of 10 teacher respondents would turn to the school administration and the parents of the student in the case of being bullied.

When it comes to reporting a bullying event in which the respondents were the victim themselves, 13,9% of 72 respondents mentions to have done that. This shows that not all bullying events were reported, as 15,3% have experienced being bullied by a student. Of these reported events, 60% received a response. 50% of 11 respondents who reported a bullying event in which another colleague was the victim, all received a response.

12,5% of 72 respondents feels uncomfortable giving classes to a particular class, which is less than the 15,3% that has been bullied by a student. These questions were followed by the question how the respondents perceive this type of bullying. 43,2% of 72 respondents sees this type of bullying as a serious but manageable problem and 33,3% feels worried about some bullying acts.

Teacher > Teacher bullying

The last chapter of the report focuses on **teachers bullying teachers**.

Starting with the question if the respondents have ever been bullied by a colleague. Figure 47 shows that 9,7% of 72 respondents have been bullied by a colleague. The frequency of this bullying can be seen in figure 48, this shows that 57,1% of 7 respondents have been bullied repeatedly and 42,9% only once.

Have you ever been bullied by a colleague?

72 antwoorden

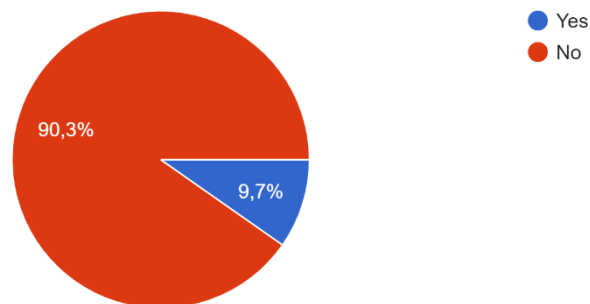


Figure 47: Have you ever been bullied by a colleague?

With that frequency have you been offended by a colleague?

7 antwoorden

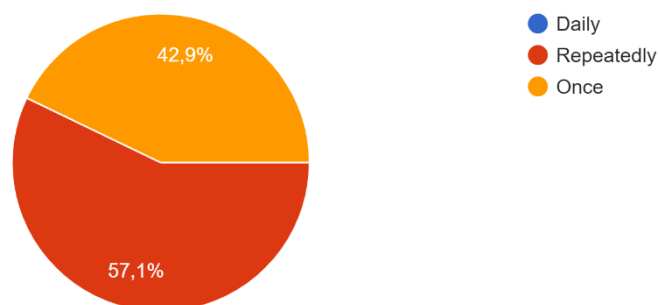


Figure 48: With what frequency have you been offended by a colleague?

The following question: *“Have you been physically assaulted by a colleague?”* shows that 14,3% of 7 respondents has been physically assaulted by a colleague.

Have you been physically assaulted by a colleague?

7 antwoorden

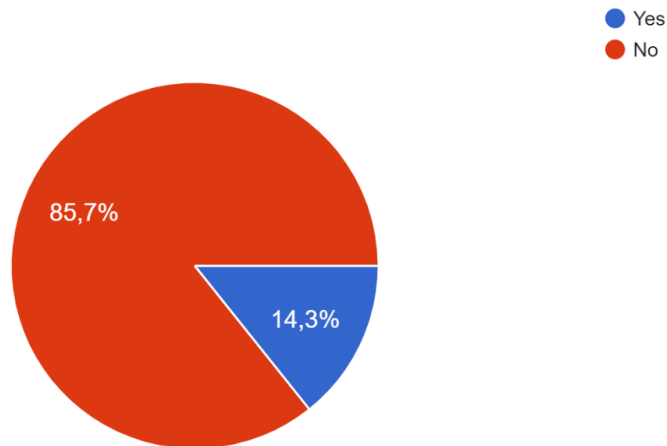


Figure 49: Have you been physically assaulted by a colleague?

The next question presents if teacher respondents feel uncomfortable working together with a certain colleague. 13,9% of 72 respondents feels uncomfortable when working with a certain colleague, whereas 86,1% does not feel uncomfortable working with a certain colleague.

Do you often feel uncomfortable working together with a certain colleague?

72 antwoorden

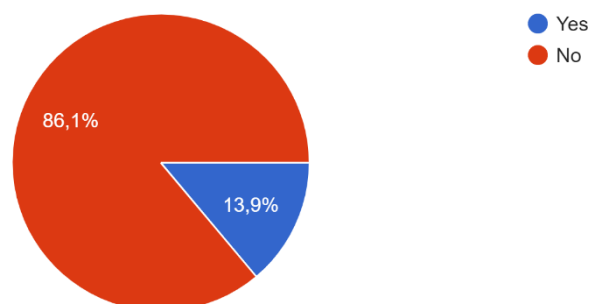


Figure 50: Do you often feel uncomfortable working together with a certain colleague?

Figure 51 shows how the respondents perceive bullying towards teachers by other teachers. 34,7% of 72 respondents do not consider it as a problem, whereas, 8,3% feels it is very serious and feels impossible to overcome. Compared to teachers being bullied by students, looking from the teacher perspective, 16,3% of 72 respondents do not consider it as a problem (figure 41). This shows that these respondents find teachers bullying teachers less of a problem, as teachers being bullied by students.

How do you perceive bullying towards teachers by other teachers or school staff?

72 antwoorden

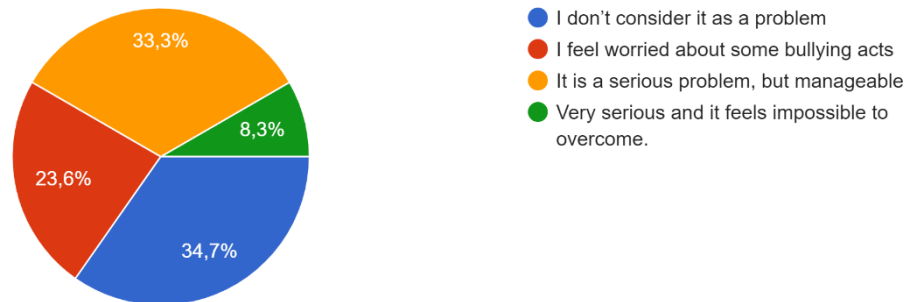


Figure 51: How do you perceive bullying towards teachers by other teachers or school staff?

The next few questions focus on reporting any bullying event in which a teacher is bullying another teacher. Figure 52 shows that 11,1% of 72 respondents have reported a bullying event in which they were bullied by a colleague. Figure 53 presents that 62,5% of 8 respondents received a response on their report.

Did you report any bullying event by colleagues in which you were the victim to school administration?

72 antwoorden

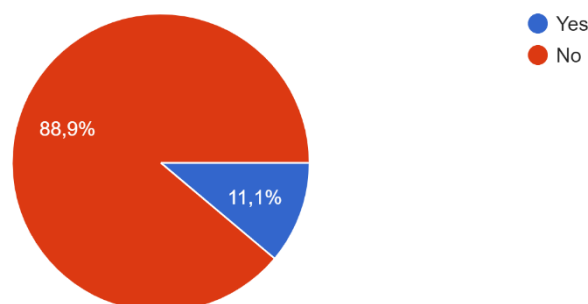


Figure 52: Did you report any bullying event by colleagues in which you were the victim to school administration?

Was your report responded to?

8 antwoorden

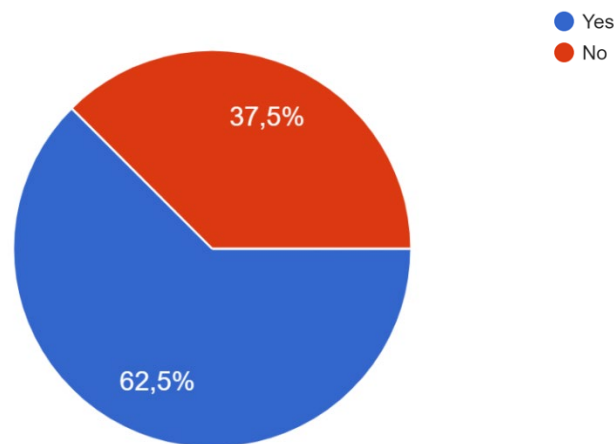


Figure 53: Was your report responded to?

Figure 54 displays to whom the respondents would turn if they are the victim of bullying. It shows that 59,7% of 72 respondents would turn to other colleagues and 55,6% would turn to the school administration.

To whom do you turn if you are the victim of bullying by colleagues (multiple answers possible)?

 [Kopiëren](#)

72 antwoorden




Figure 54: To whom do you turn if you are the victim of bullying by colleagues (multiple answers possible)?

When asking if the respondents reported an event in which another colleague was the victim of bullying by another teacher, 91,7% of 72 respondents answered no. 8,3% did report an event. Figure 56 shows that 83,3% of 6 respondents received a response on their report.

Did you report any event in which another colleague was the victim of teacher-teacher bullying to school administration?

72 antwoorden

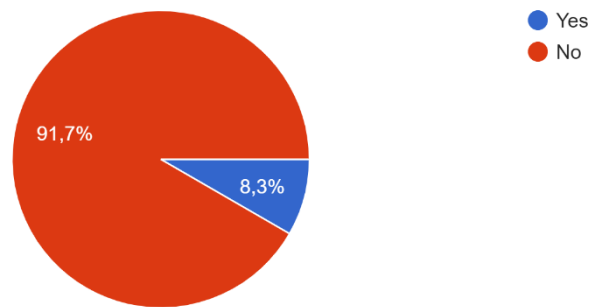


Figure 55: Did you report any event in which another colleague was the victim of teacher > teacher bullying to school administration?

Was your report responded to?

6 antwoorden

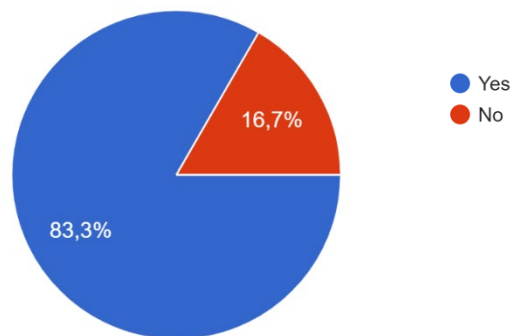


Figure 56: Was your report responded to?

Conclusion

To conclude, this part of the research report focused on **teachers being bullied by teachers**, from the teacher perspective. Similar as the previous chapter, questions about being the victim of this type of bullying, reporting a bullying event and other relevant topics were presented.

Firstly, the questions tried to identify the respondents who have been bullied by colleagues, the frequency of bullying and the type of bullying. This showed that 9,7% of 72 respondents have been bullied by a colleague. 42,9% of 7 respondents have been bullied once and 57,1% are bullied repeatedly. Of 7 respondents, 14,3% have been physically assaulted by a colleague.

11,1% of 72 respondents have reported an event where they were the victim of being bullied by a colleague, 62,5% of these reports received a response. In the event of being bullied by another colleague, 59,7% of 72 respondents would turn to other colleagues and 55,6% would turn to the school administration.

From here on, the question if the respondents feel uncomfortable working together with a certain colleague was presented. 13,9% of 72 respondents agrees with this questions. When analyzing the question how the respondents perceive teachers bullying teachers, 34,7% of 72 respondents do not consider it a problem, whereas 8,3% feels it is a very serious problem. Compared to teachers being bullied by students, looking from the teacher perspective, 16,3% of 72 respondents do not consider it as a problem (figure 41). This shows that these respondents find teachers bullying teachers less of a problem, as teachers being bullied by students.

Lastly, questions about reporting an event in which another colleague was the victim of being bullied by another teacher were presented. 8,3% of 72 respondents has reported a bullying event and 83,3% of these reports received a response.

Preventing School-Based Bullying by Creating Early Prevention Programme { PRotoTYPE }



Project Result 1: Risk Analysis report



Co-funded by the
Erasmus+ Programme
of the European Union

Disclaimer: This project has received funding from the European Union. The content of the report reflects the views only of its author(s). The European Commission is not responsible for any use that may be made of the information contained therein.